



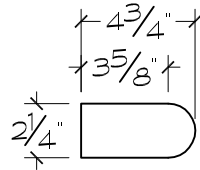
Harvey Cement Products, Inc.

Since 1947

16030 Park Avenue, Harvey, IL 60426

Ph: 708.333.1900 F: 708.333.1910

www.harveycement.com



CROSS SECTION

① **PROFILE AG**

ARCH REF:
SCALE: 1-1/2"=1'-0"

Profile ID

AG

SUGGESTED USE

Sill	×
Transition Band	×
Coping	
Cap	
Field / Band	×
Cornice	


**TYPE / SIZE
AVAILABILITY**

TYPE	LENGTH(S)
Straight	Up to 35 5/8"
Left End Return	Up to 35 5/8"
Right End Return	Up to 35 5/8"


FRONT VIEWS



STRAIGHT



LEFT END RETURN



RIGHT END RETURN

DRIP EDGE - OPTIONAL